
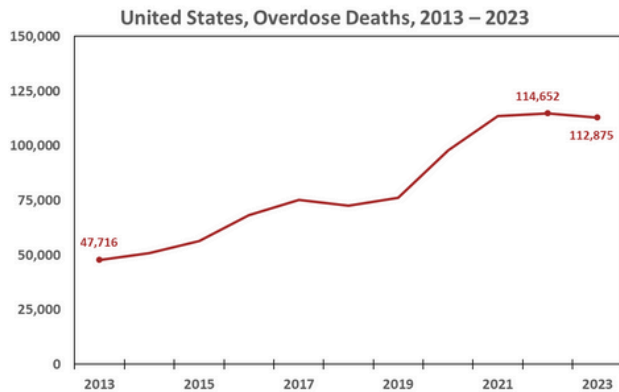


DATA UPDATE

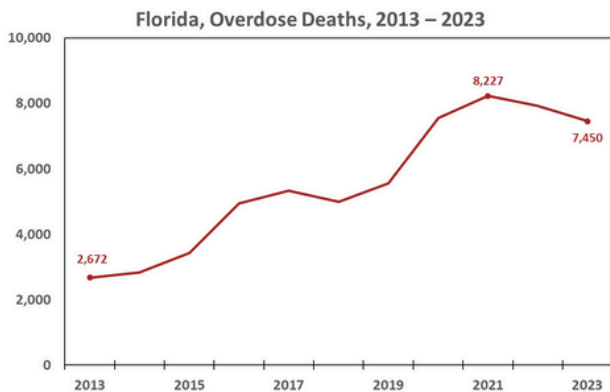


2023 Saw Overdose Deaths Fall, with Declines Accelerating in 2024



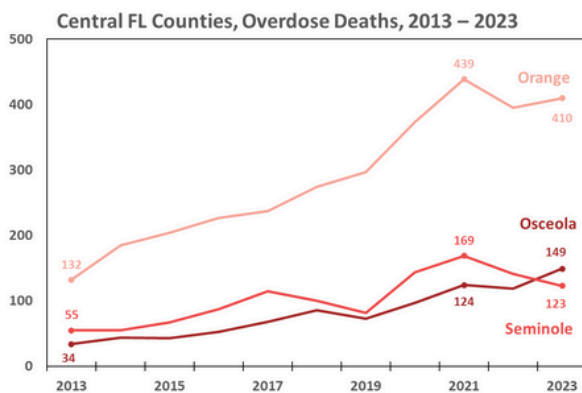
For the first time in five years, overdose deaths have declined **nationwide**, marking a pivotal shift in the ongoing battle against the opioid crisis. According to the Centers for Disease Control, fatal **overdoses fell 1.5%** in 2023, from a record high of 114,652 in 2022 to 112,875.

The state of **Florida** mirrored the national trend with an even steeper decline. **Fatal overdoses dropped 5.9%** in 2023, from 7,921 in 2022 to 7,450. This marks a 9.4% reduction since the state's peak of 8,227 deaths in 2021.



Across **Central Florida**, overdose deaths decreased by **6.8%** from their 2021 high of 732 to 682 in 2023. However, progress varied by county:

- *Seminole County*: deaths fell 27.2%, reflecting significant progress.
- *Orange County*: a smaller but still encouraging decline of 6.6%.
- *Osceola County*: deaths rose 20.2%.



Preliminary data from 2024 indicate that the rate of decline is accelerating at the national, state, and local levels.

Despite these encouraging trends, **overdose deaths remain 2 to 3 times higher than they were a decade ago**, primarily due to the prevalence of illicit fentanyl. Sustained efforts and innovative solutions are critical to maintaining momentum and saving more lives from overdose.

Florida Counties, Overdose Deaths, 2023

County	Deaths	Population	Rate	County	Deaths	Population	Rate
Miami-Dade	416	2,673,837	15.6	Sarasota	152	462,286	32.9
Leon	48	297,369	16.1	Florida	7,450	22,610,726	32.9
Alachua	51	284,030	18.0	Hillsborough	504	1,513,301	33.3
St. Johns	57	306,841	18.6	United States	112,875	334,914,865	33.7
Highlands	23	105,618	21.8	Palm Beach	513	1,518,477	33.8
Sumter	34	144,970	23.5	Osceola	149	422,545	35.3
Seminole	123	478,772	25.7	Bay	69	185,134	37.3
Flagler	35	126,705	27.6	Manatee	161	429,125	37.5
Collier	112	397,994	28.1	Nassau	39	97,899	39.8
Clay	64	226,589	28.2	Okaloosa	88	216,482	40.7
Orange	410	1,452,726	28.2	Columbia	30	71,908	41.7
St. Lucie	103	358,704	28.7	Hernando	87	206,896	42.1
Martin	47	162,006	29.0	Walton	36	83,304	43.2
Lake	120	410,139	29.3	Duval	482	1,016,536	47.4
Monroe	24	81,708	29.4	Brevard	309	630,693	49.0
Broward	578	1,947,026	29.7	Pinellas	487	961,739	50.6
Santa Rosa	60	198,268	30.3	Volusia	307	579,192	53.0
Indian River	51	167,352	30.5	Putnam	41	74,731	54.9
Lee	251	822,453	30.5	Citrus	91	162,529	56.0
Polk	252	787,404	32.0	Marion	224	396,415	56.5
Charlotte	65	202,661	32.1	Pasco	346	608,794	56.8
				Escambia	217	324,878	66.8

Source: Centers for Disease Control and Prevention; U.S. Department of Commerce, Bureau of the Census

